



ENERGY

Benchmark Energy Use



CARBON


Base Scheme Energy Use



ENERGY

329 kWh/m²/year

Benchmark Carbon Emissions



CARBON

94 kgCO₂/m²/yr

Base Scheme Carbon Emissions




20% Carbon offset via Renewables

ENERGY

246 kWh/m²/year

11% Carbon offset via on-site Renewable energy generation



CARBON


77 kgCO₂/m²/yr



20% Carbon offset via Renewables

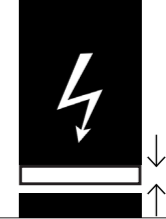
ENERGY

150 kWh/m²/year



CARBON

53 kgCO₂/m²/yr



Benchmarks

National Museums & Galleries (TM1, British Museum)

Base Scheme

Standard 'No Frills' Design Approach Complies with Building Regulations & GLA Planning Requirements

2006 Scheme

Planning Application Scheme

20%
18%

Tate Modern 2

Low Energy & Carbon Scheme + RENEWABLES

54% Reduction in Energy
44% Reduction in Carbon